

8

7

6

5

4

3

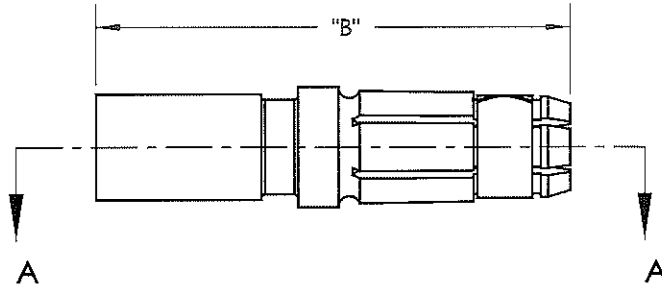
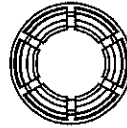
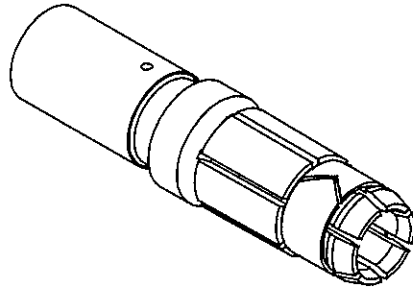
2

1

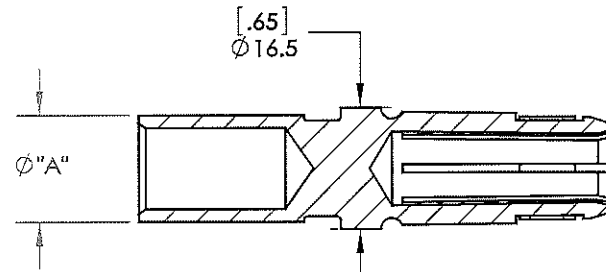
THE INFORMATION CONTAINED IN THIS DRAWING IS THE SOLE PROPERTY OF ANDERSON POWER PRODUCTS. ANY REPRODUCTION IN PART OR WHOLE WITHOUT THE WRITTEN PERMISSION OF ANDERSON POWER PRODUCTS IS PROHIBITED.

Copyright 2005

ANDERSON POWER PRODUCTS RESERVES THE RIGHT TO ALTER PRODUCT TYPES, THEIR TECHNICAL DATA, DIMENSION, STYLE AND ACCESSORIES WITHOUT PRIOR NOTIFICATION.



CAT. NO.	DESCRIPTION	"A"	"B"
320-1150	320A SOCKET (50MM OR 1/0 AWG WIRE)	14.5[.57]	64.5[2.54]
320-1170	320A SOCKET (70MM OR 2/0 AWG WIRE)	17.0[.67]	64.5[2.54]
320-1195	320A SOCKET (95MM OR 3/0 AWG WIRE)	19.8[.78]	69.5[2.73]
320-1104	320A SOCKET (4/0 AWG WIRE)	19.8[.78]	69.3[2.73]



SECTION A-A

REV.	DESCRIPTION	APPRV	DATE
2	ECRN-15809 MATCH DWG. TO PART	TWE	4/13/2015
1	ECRN-14047 REDUCE CONT. LG., ADD 320-1104	AMS	8/18/06
REVISIONS			

DIMENSIONS ARE IN:		MM [INCH]		APPROVALS		ANDERSON POWER PRODUCTS	
UNLESS OTHERWISE STATED				DRAWN	AMP	5/13/2005	TITLE EBC DIN CONTACT 320A SOCKET SALES OUTLINE
TOLERANCES:				CHECKED	DJD	5/17/2005	
DECIMALS (INCH)	DECIMALS (MM)	ANGLES		MFG APPRV	CHB	5/3/2005	
.XX ± .02	X ± .5	± 2°		QC APPRV	UFN	5/13/2005	SIZE A
SURFACE FINISH:				ENG APPRV	DAM	5/13/2005	DWG NO. 320-1100S1
MACHINED	3.2μ [128μin]			MATERIAL: COPPER ALLOY			REV. 2
MOLDED	1.6μ [64μin]			FINISH: SILVER PLATE			SCALE NONE
				-CAD GENERATED DRAWING- DO NOT MANUALLY UPDATE DO NOT SCALE			CADFILE 02310
				3rd ANGLE PROJECTION			SHEET 1 OF 1

8

7

6

5

4

3

2

1