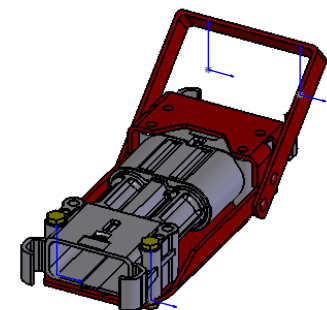
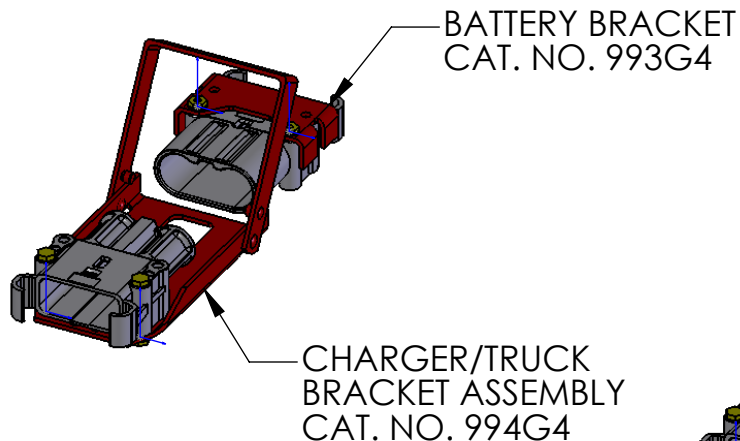
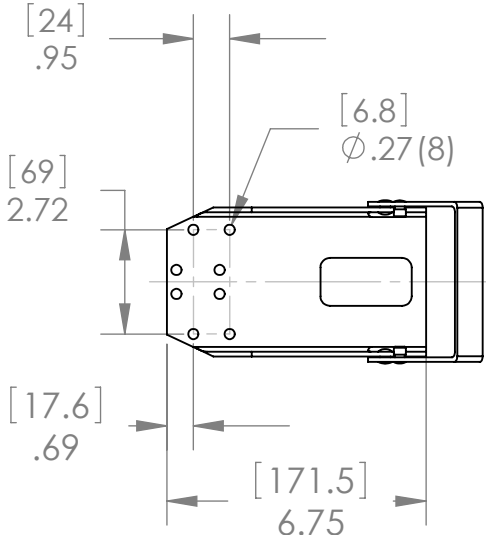


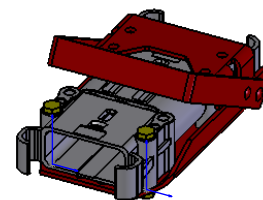
THE INFORMATION CONTAINED IN THIS DRAWING IS THE SOLE PROPERTY OF ANDERSON POWER PRODUCTS. ANY REPRODUCTION IN PART OR WHOLE WITHOUT THE WRITTEN PERMISSION OF ANDERSON POWER PRODUCTS IS PROHIBITED.

ANDERSON POWER PRODUCTS RESERVES THE RIGHT TO ALTER PRODUCT TYPES, THEIR TECHNICAL DATA, DIMENSION, STYLE AND ACCESSORIES WITHOUT PRIOR NOTIFICATION.

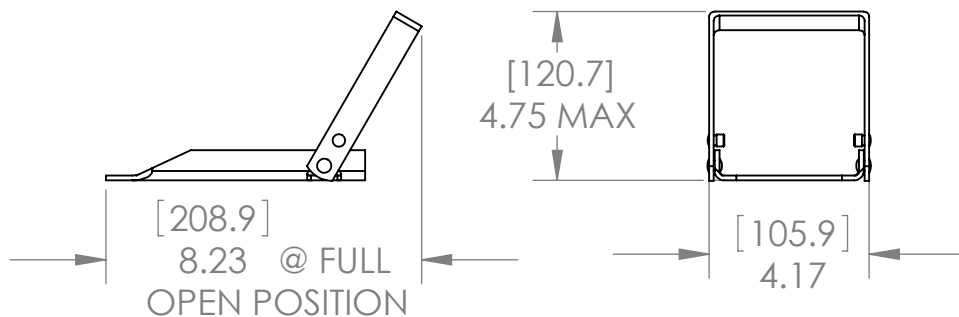
BY:	DATE
TWE	7/21/11
DESCRIPTION OF CHANGES	
ECRN-14947 REMOVE 2 BOLTS & NUTS ADD 2 WASHERS	
REV.	
6	



EBC 320 CONNECTOR
OPEN POSITION



EBC 320 CONNECTOR
CLOSED POSITION



NOTES:

1. MATERIAL = .125 THK COLD ROLLED STEEL
2. FINISH = ELECTROSTATIC POWDER COAT EPOXY - CRIMSON
3. MOUNTING HARDWARE INCLUDED WITH CAT. NO 994G4 (CHARGER/TRUCK BRACKET ASSEMBLY)
3. USE WITH CAT. NO. 993G4 (BATTERY BRACKET)
4. CONNECTORS SOLD SEPARATELY

COPYRIGHT 2004 ANDERSON POWER PRODUCTS. ALL RIGHTS RESERVED. UNAUTHORIZED REPRODUCTION HEREBY PROHIBITED.

DIMENSIONS ARE IN INCHES DIMENSIONS IN PARENTHESES [] ARE IN MILLIMETERS		CAD GENERATED DRAWING, DO NOT MANUALLY UPDATE		ANDERSON POWER PRODUCTS	
TOLERANCES ARE: 2PL- ±.02 [±.5]		APPROVALS	DATE	CHARGER/TRUCK BRKT EBC-320 MANUAL RELEASE CATALOG NUMBER 994G4	
MATERIALS: SEE NOTES		DRAWN	AMP 8/20/04		
FINISH SEE NOTES		CHECKED	DJD 8/23/04		
DO NOT SCALE DRAWING		RESP ENG	MAW 8/23/04		
NEXT ASSY	USED ON	MFG ENG	CHB 8/23/04	SIZE	SPECIFICATION:
APPLICATION		QUAL ENG	RPO 8/20/04	A	114530S
				SCALE	CADFILES/02097
				NONE	
					SHEET 1 OF 1

A

A