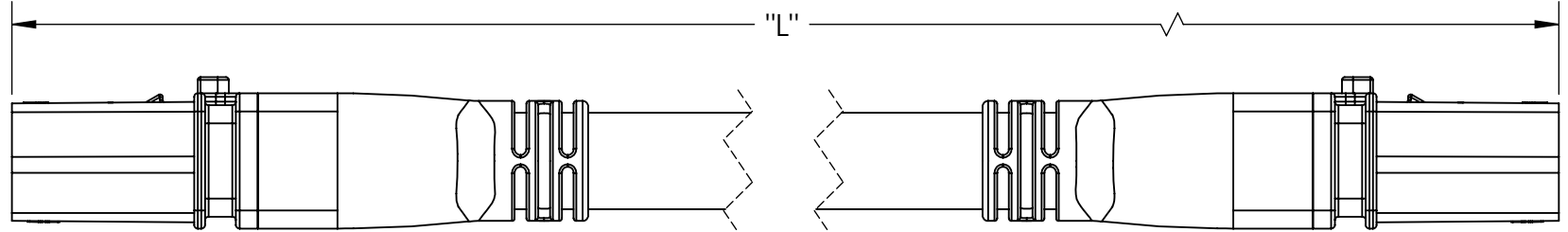


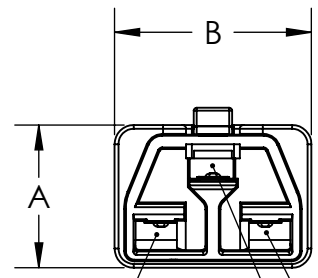
THE INFORMATION CONTAINED IN THIS DRAWING IS THE SOLE PROPERTY OF ANDERSON POWER PRODUCTS. ANY REPRODUCTION IN PART OR WHOLE WITHOUT THE WRITTEN PERMISSION OF ANDERSON POWER PRODUCTS IS PROHIBITED.

Copyright 2010

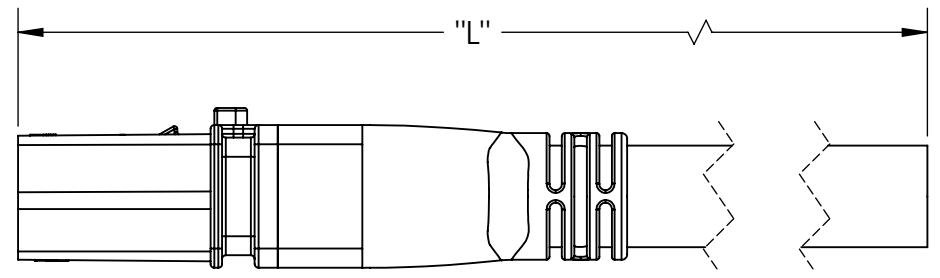
ANDERSON POWER PRODUCTS RESERVES THE RIGHT TO ALTER PRODUCT TYPES, THEIR TECHNICAL DATA, DIMENSION, STYLE AND ACCESSORIES WITHOUT PRIOR NOTIFICATION.



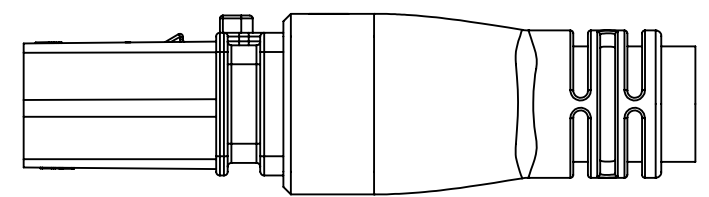
DOUBLE-ENDED PLUG ASSEMBLY



POSITIVE (+)
NEGATIVE (-)
GROUND



SINGLE-ENDED PLUG ASSEMBLY



③ OVERMOLD GEOMETRY FOR 12 AWG CABLE

PART NUMBER		LENGTH "L"		WIRE SIZE (AWG)	NOMINAL ϕ SEE NOTE 2	DIM A	DIM B
SINGLE-ENDED	DOUBLE-ENDED	M	FT				
2030G2	2031G2	2.00	6.56	#14	[13.5] .53	[18.9] .74	[26.0] 1.03
2030G3	2031G3	3.00	9.84				[26.0] 1.03
2030G6	2031G6	6.00	19.68				[26.0] 1.03
2032G2	2033G2	2.00	6.56	#18	---	[18.9] .74	[26.0] 1.03
2032G3	2033G3	3.00	9.84				[26.0] 1.03
2032G6	2033G6	6.00	19.68				[26.0] 1.03
2034G2	2035G2	2.00	6.56	#12	[15.3] .60	[23.9] .94	[31.0] 1.22
2034G3	2035G3	3.00	9.84				[31.0] 1.22
2034G6	2035G6	6.00	19.68				[31.0] 1.22

- NOTES:
1. CABLES ARE 3-CONDUCTOR, ST JACKET, UL RATED TO 600V/90°C
2. NOMINAL DIAMETER FOR REFERENCE ONLY

REV.	DESCRIPTION	APPRV	DATE
3	ECRN 14722	NTS	9/30/2010
2	ECRN 14711	NTS	9/27/2010
1	ECRN 14655	NTS	7/2/2010

REVISIONS

DIMENSIONS ARE IN:	INCH [MM]	APPROVALS	
UNLESS OTHERWISE STATED		DRAWN	NTS 4/8/2010
TOLERANCES:		CHECKED	CHB 4/8/2010
DECIMALS (INCH)	DECIMALS (MM)	MFG APPRV	CHB 4/8/2010
.XX ± .02	.X ± .5	QC APPRV	JJA 4/8/2010
ANGLES ±2°		ENG APPRV	BD 4/8/2010
SURFACE FINISH:		-CAD GENERATED DRAWING- DO NOT MANUALLY UPDATE DO NOT SCALE	
MACHINED 128 [3.2] ✓			
MOLDED 64 [1.6] ✓			
MATERIAL: POLYCARBONATE OVER-MOLDED WITH PVC			
FINISH: N/A			
3rd ANGLE PROJECTION			

ANDERSON POWER PRODUCTS	
TITLE	
PLUG ASSEMBLIES FOR 400 VDC CONNECTORS PVC CABLE UL RATED	
SIZE A	DWG NO. 114869S3
SCALE NONE	CADFILE 03048
REV. 3	SHEET 1 OF 1