

The PP15/45 Finger Proof is designed specifically for high voltage applications where personal safety is critical. The connector meets the accessibility requirements of UL1977 section 10.2 and is recommended for over 50 volts.

Powerpole® connectors provide cost-effective reliability, design flexibility and safety for your products' manufacture, installation and maintenance.

Powerpole® connectors provide 600 Volts continuous, AC or DC operation. Wire sizes range from #10 to #20 AWG (5.3 to .5 mm²). Contacts are available in reeled and loose piece designs to support all production needs from, low volume and high volume engineering prototype products.

FEATURES

- **Finger proof**


Minimizes the potential contact with live contacts, per UL 1977

- **Molded-in dovetails**

Secures individual connectors into "keyed" assemblies which prevents misconnection with similar configurations

- **Interchangeable genderless design**

Makes assembly quick, easy and reduces number of parts stocked



PRODUCT SPECIFICATIONS

Connector Model	PP15	PP30	PP45	Connector Model	PP15	PP30	PP45
UL Current Rating (Amperes)*	15*	30*	45*	Life			
UL Voltage Ratings (Volts)**	600*	600*	600*	a. No load (Contact/Disconnect Cycles)	To 10,000	To 10,000	To 10,000
Contact Barrel Wire Size (AWG)	#16 - #20	#12 - #16	#10 - #14	b. Under Load (Hot Plug 250 cycles @ 120V)	15A	30A	30A
(mm ²)	1.3 to .5	3.3 - 1.3	5.3 - 2.1	Avg. Connection/Disconnect (lbs)	3	3	3
Maximum Wire Insulation Diameter (inches)	0.175	0.175	0.175	Operating Temperature Range °C***	-20° to 105°	-20° to 105°	-20° to 105°
(mm)	4.45	4.45	4.45	Flammability Rating of Housing Material	UL94 V-0	UL94 V-0	UL94 V-0
AVG Contact Resistance* (micro-ohms)	875	600	525				
Insulation Withstanding Test Voltage (Volts AC/DC)	2200	2200	2200				
Contact Retention Force (lbs)	25	25	35				

* UL Rated for 65°C rated wire or cable size
 ** Both AC & DC Voltage
 *** Contact factory for higher temperature rated connectors

ORDERING INFORMATION

Housings Only

Part Number	Description
1327FP	Red housing
1327G5FP	Green housing
1327G6FP	Black housing
1327G7FP	White housing
1327G8FP	Blue housing

15 amp Contacts

Part Number	Description	Wire AWG	sq. mm
1332	Individual	16/20	1.3/.52
262G1	Reel	16/20	1.3/.52
269G2	Reel	16/20	1.3/.52
269G2-LPBK	Individual	16/20	1.3/.52
200G2L	Superflex-reel	16/20	1.3/.52
201G2H	Superflex-reel	16/20	1.3/.52

30 amp Contacts

Part Number	Description	Wire AWG	sq. mm
1331	Individual	12/16	3.3/1.3
261G1	Reel	12/16	3.3/1.3
269G1-LPBK	Loose piece-bulk	12/16	3.3/1.3
269G1	Reel	12/16	3.3/1.3
200G2L	Superflex-reel-low det	16/20	1.3/.52
201G2H	Superflex-reel-high det	16/20	1.3/.52

45 amp Contacts

Part Number	Description	Wire AWG	sq. mm
261G2	Reel-Low Det	10/14	5.3/2.1
269G3	Reel-High Det	10/14	5.3/2.1
261G2-LPBK	Individual	10/14	5.3/2.1
200G1L	Superflex-reel	10/14	5.3/2.1
201G1H	Superflex-reel	10/14	5.3/2.1

Accessories

Part Number	Description
1441G1	Female splash boot
1442G1	Male splash boot
110G21	Blok lok - 2 pole
110G12	Blok lok - 4 pole
1399G9	Red mounting wing
1399G8	Blue mounting wing
1399G1	Red short spacer with end hole
1399G2	Red long spacer
1399G6	Red short spacer without hole
1462G1	2 & 4 pole mounting clamp set
1462G2	3 & 6 pole mounting clamp set
1462G3	4 & 8 pole mounting clamp set
110G16	Retaining pins - 1 high block of connectors
110G17	Retaining pins - 2 high block of connectors

... continued on back page

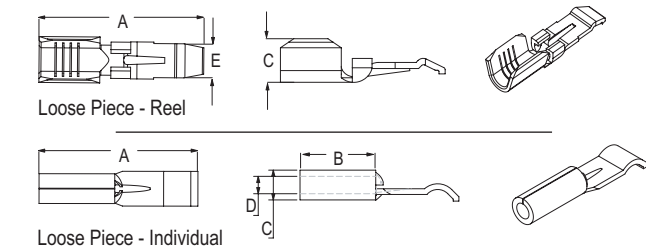
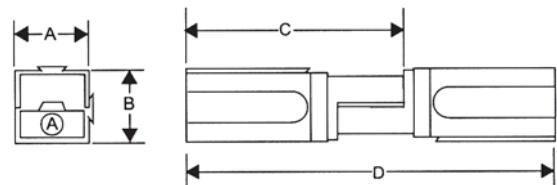
DIMENSIONS

Contacts

Part Number	-A-		-B-		-C-		-D-		-E-	
	mm	in.	mm	in.	mm	in.	mm	in.	mm	in.
1332	16.25	.64	7.87	.31	3.05	.12	1.78	.07	3.68	.145
1331	16.25	.64	7.87	.31	3.81	.15	2.54	.10	3.68	.145
261G1	17.27	.68	6.35	.25	4.57	.18	N/A		3.68	.145
261G2	17.27	.68	6.35	.25	.08	.25	N/A		3.68	.145
261G2-LPBK	17.27	.68	6.35	.25	.08	.25	N/A		3.68	.145
262G1	17.27	.68	6.35	.25	4.06	.16	N/A		3.68	.145
269G1	17.27	.68	6.35	.25	4.57	.18	N/A		3.68	.145
269G1-LPBK	17.27	.68	6.35	.25	4.57	.18	N/A		3.68	.145
269G2	17.27	.68	6.35	.25	4.06	.16	N/A		3.68	.145
269G2-LPBK	17.27	.68	6.35	.25	4.06	.16	N/A		3.68	.145
269G3	17.27	.68	6.35	.25	6.1	.24	N/A		3.68	.145
200G2L	17.27	.68	6.35	.25	4.06	.16	N/A		3.68	.145
201G2H	17.27	.68	6.35	.25	4.06	.16	N/A		3.68	.145
200G1L	17.27	.68	6.35	.25	6.1	.24	N/A		3.68	.145
201G1H	17.27	.68	6.35	.25	6.1	.24	N/A		3.68	.145

Powerpole® Housing

Series	-A-		-B-		-C-		-D-	
	mm	in.	mm	in.	mm	in.	mm	in.
PP15/45FP	7.9	.32	7.9	.32	26.6	.97	41.3	1.63



ORDERING INFORMATION

Tooling

Part Number	Description
111038G2	Contact insertion/extraction tool
1309G2	Hand tool #12 to #20
1309G5	Hand tool for p/n 200G2L & 201G2H
260G1	Applicator only (110V & 220V)
260G14*	Applicator only (110V & 220V)
260G15*	Applicator only (110V & 220V)
260G18**	Applicator only (110V & 220V)
280G1	Applicator and press (110V, 60Hz)
250G1	Press only (110V, 60Hz)
280G4	Applicator and press (220V, 50Hz)
250G2	Press only (220V, 50Hz)

* Denotes mini-style applicator for use with existing "K" or "T" press
 ** Denotes mini-style applicator for use with existing "K" or "T" and "G" press

TEMPERATURE RISE CHARTS

