




Anderson Power Products® printed circuit board (PCB) contact series, when utilized with the Powerpole® 15/45 connector housings, provides a reliable wire to printed circuit board connection. They are rated at 25 amps, 600 volts, AC/DC. This contact is available in both straight and right angle terminations for perpendicular and parallel mounting and is ideal for all applications that require high current connections to the PCB.

FEATURES

- **Straight & right angle terminals**
Flexibility of parallel or perpendicular mounting to the PCB
- **Tin plated copper contacts**
Minimal contact resistance at high currents
- **Fits standard housing & accessories**
Allows for configurations that can be color coded & polarized
- **Two level right angle contacts**
Duel level right angle powerpole assemblies provide high power density



PRODUCT SPECIFICATIONS

Connector Model	25A PCB
Current rating for a single mated pair	25 amps
Maximum operating voltage AC/DC	600 volts
Contact material	Tin plated copper alloy
PCB hole (inches)	.070 hole
PCB hole (mm)	1.80
PCB traces	See temperature curve or contact the factory
Housing material	Polycarbonate 94 V-0(Max. op. temp. = 105°C)
	Operating temp. = ambient temp. + temp. rise at current

ORDERING INFORMATION

25 amp Right Angle PCB Contact

Part Number	Description	Wire	
		AWG	sq. mm
1377G1	Right Angle-low detent	.70	17.8
1377G2	Right Angle-low detent	.40	10.2
1377G11	Right Angle-low detent	.70	17.8
1377G12	Right Angle-low detent	.40	10.2
1377G14	Right Angle-low detent	.18	4.6
1377G15	Right Angle-low detent	1.02	25.9
1377G16	Right Angle-low detent	.72	18.3
1377G17	Right Angle-low detent	.88	22.4
1377G18	Right Angle-low detent	.58	14.7
1317G1	Right Angle-high detent	.70	17.8
1317G2	Right Angle-high detent	.40	10.2
1317G11	Right Angle-high detent	.70	17.8
1317G14	Right Angle-high detent	.18	4.6
1317G15	Right Angle-high detent	1.02	25.9
1317G16	Right Angle-high detent	.72	18.3
1317G17	Right Angle-high detent	.88	22.4

25 amp Straight PCB Contact

Part Number	Description	Wire	
		AWG	sq. mm
1377G3	Straight Terminal - low detent	2.16	54.9
1377G4	Straight Terminal - low detent	1.7	43.2
1377G13	Straight Terminal - low detent	1.11	28.2
1317G3	Straight Terminal - high detent	2.16	54.9
1317G4	Straight Terminal - high detent	2.16	43.2
1317G13	Straight Terminal - high detent	1.11	28.2

Housings Only

Part Number	Description
1327	Red housing
1327G5	Green housing
1327G6	Black housing
1327G7	White housing
1327G8	Blue housing
1327G16	Yellow housing
1327G17	Orange housing
1327G18	Gray housing
1327G21	Brown housing
1327G22	Pink housing
1327G23	Purple housing

15 amp Contacts

Part Number	Description	Wire	
		AWG	sq. mm
1332	Individual	16/20	1.3/1.52
262G1	Reel	16/20	1.5/1.0
269G2	Reel	16/20	1.5/1.0
269G2-LPBK	Individual	16/20	1.3/1.52
200G2L*	Superflex-reel	16/20	1.3/1.52
201G2H*	Superflex-reel	16/20	1.3/1.52

30 amp Contacts

Part Number	Description	Wire	
		AWG	sq. mm
1331	Individual	12/16	3.3/1.3
261G1	Reel	12/16	3.3/1.3
269G1-LPBK	Individual	12/16	3.3/1.3
269G1	Reel	12/16	3.3/1.3
200G2L*	Superflex-reel	16/20	1.3/1.52
200G2H*	Superflex-reel	16/20	1.3/1.52

45 amp Contacts

Part Number	Description	Wire	
		AWG	sq. mm
261G2	Reel-Low Det	10/14	5.3/2.1
2669G3	Reel-High Det	10/14	5.3/2.1
261G2-LPBK	Individual	10/14	5.3/2.1
200G1L*	Superflex-reel	10/14	5.3/2.1
201G1H*	Superflex-reel	10/14	5.3/2.1

*These contacts must be used in conjunction with the new applicators and hand tools

Accessories

Part Number	Description
1399G9	Red mounting wing
1399G8	Blue mounting wing

... continued on back page

ORDERING INFORMATION

accessories continued

Part Number	Description
1399G1	Red short spacer with end hole
1399G2	Red long spacer
1399G6	Red short spacer without hole

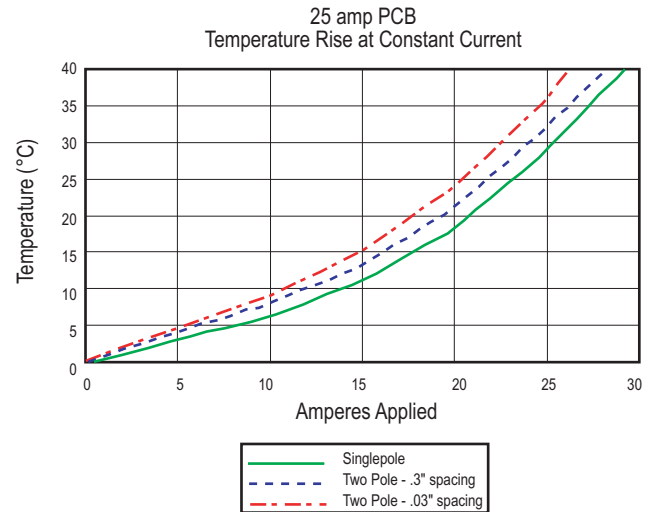
Tooling

Part Number	Description
111038G2	Contact insertion/extraction tool
1309G2	Hand tool #12 to #20
1309G5	Hand tool for p/n 200G2L & 201G2H
260G1	Applicator only (110V & 220V)
260G14*	Applicator only (110V & 220V)
260G15*	Applicator only (110V & 220V)
260G18**	Applicator only (110V & 220V)
280G1	Applicator and press (110V, 60Hz)
250G1	Press only (110V, 60Hz)
280G4	Applicator and press (220V, 50Hz)
250G2	Press only (220V, 50Hz)

* Denotes mini-style applicator for use with existing "K" or "T" press

** Denotes mini-style applicator for use with existing "K" or "T" and "G" press

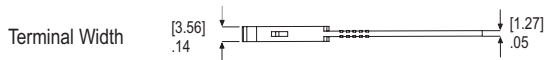
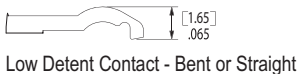
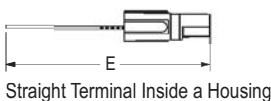


TEMPERATURE RISE CHART



DIMENSIONS

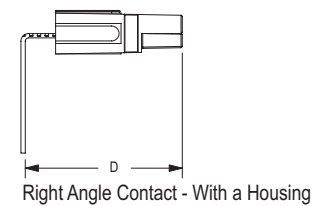
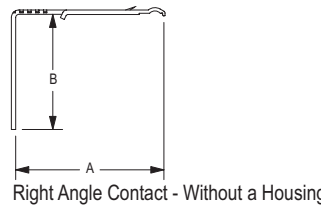
Straight Terminals

Part Number	-C-		-E-		Detent
	mm	in.	mm	in.	
1377G3	54.9	2.16	56.4	2.22	Low
1377G4	43.2	1.70	44.7	1.76	Low
1317G3	54.9	2.16	56.4	2.22	High
1317G4	43.2	2.16	44.7	1.76	High
1377G13	28.2	1.11	29.7	1.17	Low
1317G13	28.2	1.11	29.7	1.17	High



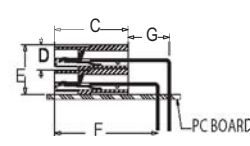
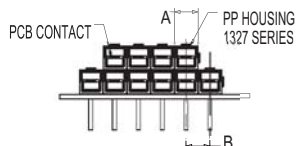
Right Angle Contacts

Part Number	-A-		-B-		-D-		Detent
	mm	in.	mm	in.	mm	in.	
1377G1	36.8	1.46	17.8	0.70	38.6	1.52	Low
1377G2	33.0	1.30	10.2	0.40	34.5	1.36	Low
1377G11	29.0	1.14	17.8	0.70	30.7	1.21	Low
1377G12	24.2	0.95	10.2	0.40	25.7	1.01	Low
1377G14	33.0	1.30	4.6	0.18	34.5	1.36	Low
1377G15	29.0	1.14	25.9	1.02	30.7	1.21	Low
1377G16	24.1	0.95	18.3	0.72	25.4	1.00	Low
1377G17	29.0	1.14	22.4	0.88	30.7	1.21	Low
1377G18	25.4	1.00	14.7	0.58	27.2	1.07	Low
1317G1	36.8	1.46	17.8	0.70	38.6	1.52	High
1317G2	33.0	1.30	10.2	0.40	34.5	1.36	High
1317G11	29.0	1.14	17.8	0.70	30.7	1.21	High
1317G14	33.0	1.30	4.6	0.18	34.5	1.36	High
1317G15	29.0	1.14	25.9	1.02	30.7	1.21	High
1317G16	24.1	0.95	18.3	0.72	25.4	1.00	High
1317G17	29.0	1.14	22.4	0.88	30.7	1.21	High
1317G18	25.4	1.00	14.7	0.58	27.2	1.07	High



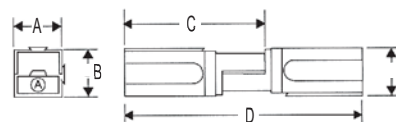
PCB Center Line

-A-	-B-	-C-	-D-	-E-	-F-	-G-
mm in.	mm in.	mm in.	mm in.	mm in.	mm in.	mm in.
7.9 .31	7.9 .31	24.7 .97	8.4 .33	16.3 .64	34.5 1.36	13.7 .54



Powerpole® Housing

Series	-A-	-B-	-C-	-D-
	mm in.	mm in.	mm in.	mm in.
PP15/45	7.9 .32	7.9 .32	26.6 .97	41.3 1.63



All Data Subject To Change Without Notice

DS-25A REV01